

**INTERNATIONAL JOURNAL OF ENGINEERING SCIENCES & RESEARCH  
TECHNOLOGY****DURABILITY OF MORTAR MADE WITH OUTLET WATER OF WATER  
TREATMENT PLANTS WITH LIME****G. Reddy Babu\***\*Department of Civil Engineering, Vishnu Institute of Technology, Bhimavaram-534202, West  
Godavari District, A P, India

DOI: 10.5281/zenodo.1002624

**ABSTRACT**

This research aimed to investigate durability of Portland pozzolana cement (PPC) mortar made with non potable water with lime. Twenty water treatment plants were found out in the Bhimavaram municipality region in West Godavari district, Andhra Pradesh, India. Approximately, each plant supplying potable water about 4000 to 5000 L/day. All plants are extracting ground water and treating through Reverse Osmosis (RO) process. At outlet, huge quantity of wasted water is being discharged into side drains in Bhimavaram municipality. One typical treatment plant was selected, and water at outlet was collected and Physical and chemical analysis was carried out as per producer described in APHA. The effect of plant outlet water (POW), lime water (LM), and plant outlet water with lime (POWL) on physical properties i.e., setting times, compressive strength, and flexural strength and durability were studied in laboratory and compared same with reference specimens i.e., made with Distilled Water (DW) as mixing water. No significant change was observed in initial and final setting time in POW, LW, and (POWL) as compared with reference specimens made with distilled water (DW). Compressive strength was significantly increased with LW and (POWL) specimens compared to that of reference specimens. Reference and test specimens immersed in 4% concentration of sodium sulphate solution for 180 days period, test specimens of POW and reference specimens compressive strength loss was same, but test specimens of POWL and LW durability was better than the reference specimens. XRD technique was employed to study the mineralogical analysis.

**KEYWORDS:** Plant outlet water, limewater, setting time, compressive strength, flexural strength, durability**I. INTRODUCTION**

Ever since concrete began to be used as a construction material, potable water has been using as the mixing water in concrete due to the chemical composition is well known. The literature search indicates that, not much research work has carried out on the quality of mixing water in concrete and there are no detailed guide lines [1 - 3] for the use of water in concrete. The building code requirements of different countries generally contain broad guidelines on mixing and curing water. Most of the codes consider potable water to be satisfactory for both mixing and curing of concrete and stipulate permissible limits for solids and aggressive chemicals. However, In recent years, attention has been focused on the potential for various aspects of wastewater reuse, although previous research has been performed on the use of wastewater that are producing from the water treatment plants and industries for making concrete and reported that no adverse effects on concrete properties in fresh and hardened state [6-16]. Also [1,17] stated that the compressive strength of the cubes made of water with unknown chemical composition not to be less than 90% of cubes made with potable water. There is a note in BS 3148 – 1980 which states that non potable water that results in a strength reduction of up to 20% can be acceptable compared to that of cubes made with potable water, with appropriately mix proportions. However, limit of a chemical in mixing water of concrete given by various codes is tabulated in table .1

Therefore, throughout Andhra Pradesh 71 municipalities and 13 municipal corporations were existed. From these municipalities, small to large scale water treatment plants might have been setup. As a result of water treatment plants, huge volume of ground water is wasted as wastewater. Hence, present work is taken up on the effect of plant outlet water with lime on properties of PPC.

## II. MATERIALS AND METHODS

### Cement

Portland Pozzolana cement was used. The physical properties of cement are given in Table: 2.

### Sand

The ennor sand was used. Table 3 gives its physical properties. The cement to fine aggregate ratio was maintained at 1:3 by weight in the mortar mixes.

### Water

Distilled water was used in reference specimens and plant outlet water, Limewater (300mg/L), plant outlet water with lime(300 mg/L) were used in test specimens. The physical and chemical properties of DW, POW, POWL, and LW are given in Table: 4.

### Sodium sulphate for durability studies.

*Table:1 Tolerable limits of impurities in mixing water of concrete ( all values in mg/L, except pH)*

Constituent	Tolerable Limit	Reference	Constituent	Tolerable Limit	Reference
pH	3	[18,19]	Sodium Carbonates and Bicarbonates	2000	[20,21,23]
	>5	[20,21]			
	6	[1]			
	6-8	[22]			
	7-9	[2]			
Total solids	50000	[3]	Carbonate	1000	[25]
	5000-10000	[23]	Bicarbonate	400	[25]
	4000	[19]	Chlorides for plain concrete	360	[32]
Suspended solids	2000	[23,24,1]		500	[20,21,24]
				2000	[1]
Dissolved solids	50000	[26]		4500	[33]
	2000	[24,1,2]	Chlorides for Reinforced concrete	500	[8,1,34]
	<6000	[27]		1000	[35, 33]
Organic solids	200	[1]			
Inorganic solids	3000	[1]			
	Total	500			[2]
Alkalinity(as CaCO <sub>3</sub> )	1000	[28,25]			

*Table 2: Properties of Cement*

Property	Result
Specific gravity	3.20
Fineness, m <sup>2</sup> /kg	34.3
Initial setting time, minutes	140
Final setting time, minutes	235
Compressive strength ,N/mm <sup>2</sup>	
3 days	34.
7 days	48
28 days	58
90 days	60
Flexural strength ,N/mm <sup>2</sup>	
3 days	3.7
7 days	4.9
28 days	6.2
90 days	6.5

Table 3: Properties of Sand

Property	Result
Specific gravity	2.65
Bulk density, kN/m <sup>3</sup>	15.75
Fineness modulus	2.75
Grading	Percentage
Passing in 2mm sieve	100%
Retained on 2mm sieve	100%
Particles size 2mm to 1 mm	33.33%
Particle size lee than 1 mm to 500 $\mu$	33.33%
Particle size lee than 500 $\mu$ mm to 90 $\mu$	33.33%
Absorption in 24 hours	0.8%
Shape of grains	Sub angular

Table 4: Physical and chemical properties of mixing waters in PPC

(Except pH all are in mg/L)

property	As per IS:456-2000	DW	POW	POWL	LW
pH	Not less than 6	7.0	7.3	9.5	12.00
Suspended matter	2000	0	10	5	0
Organic solids	200	0	15	10	0
Inorganic solids	3000	0	250	150	0
chlorides	500 for RCC 2000 for PCC	0	10	7.5	0
Sulphates	400	0	5	3.5	0

### Methods

Distilled water, plant outlet water, limewater and plant outlet water with lime were analyzed as per procedure laid down in [36]. The quantity of cement, sand, and mixing water for each specimen were 200 g, 600g, and  $(P/4 + 3)$ , where P denotes the percentage of water required to produce a paste of standard consistency. Twelve samples were prepared and tested for initial and final setting time using Vicat's apparatus. Sixty mortar cubes with 50 cm<sup>2</sup> cross sectional area and same number of square prisms of 160X40X40 mm were cast for compressive and flexural strengths. Tests were performed at 3 days, 7 days, 28 days and 90 days for compressive and flexural strengths. The compacted specimens in moulds were maintained at a controlled temperature of  $27^{0\pm 2}^{0}$  and at 90 percent relative humidity for 24 hours by keeping the moulds under gunny bags wetted by the same mixing waters of the specimens. After 24 hours, all specimens were subjected to immerse curing for rest of 27 days.

### Powdered X-Ray Diffraction (XRD)

Powdered XRD analyses were conducted to investigate the mineralogical composition of cement paste on 28 days of hydration [37]. The reference and test specimen (POWL) were grinded to a fine powder and a flat specimen was prepared on a glass surface using an adhesive for XRD measurement. The diffracted intensities were recorded using monochromatic Copper K $\alpha$  radiation.

### Durability

In order to study sodium sulfate attack, After 28 days curing, the reference (DW) and test (POW, POWL, LW) specimens were immersed in 4% concentration of Sodium sulfate solution for six months. These concentration represent very severe sulfate exposure conditions according to ACI 318-99, that are widely prevalent in many parts of the world [38,39]. The exposure sodium sulfate solutions were prepared by dissolving sodium sulfate in deionised water. The concentration of the sodium sulphate solution was renewed once in a two months. The above same procedure was adopted for test specimens. The effect of sodium sulfate on the durability of reference and test specimens was evaluated by measuring the reduction in compressive strength. The compressive strength reduction in percentage of test specimens was compared with reference specimens.

### III. RESULTS AND DISCUSSION

#### 1. Setting time

##### *Initial setting time*

Performance of DW, POW, POWL and LW on initial and final setting times of PPC is depicted in Fig. 3.1

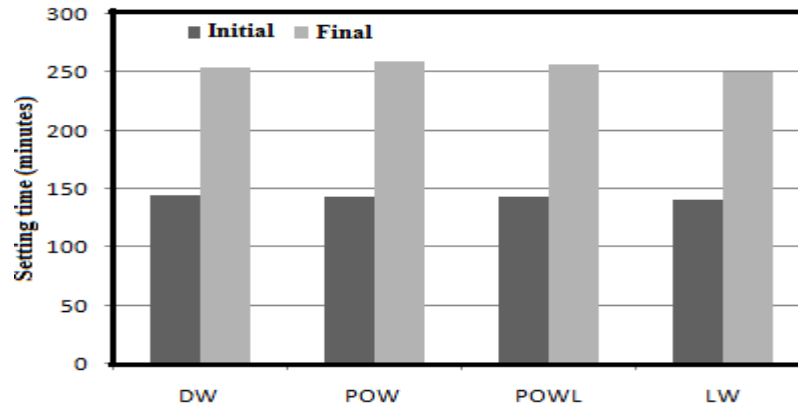


Fig 3.1 Effect of mixing waters on setting time

The performance of POW, POWL and LW in initial setting time of PPC is almost same as that of DW. Initial setting time of DW, POW, POWL and LW are 145, 143, 141, 141 minutes respectively.

##### *Final setting time*

The performance of test specimens of POW, POWL and LW on final setting time of PPC is shown in Fig 3.1. The final setting times of POW, POWL and LW are with marginal variations with same as that of DW. Final setting time of DW, POW, POWL and LW are 254, 260, 257, and 250 minutes respectively.

#### 2. Compressive strength of PPC

Influence of DW, POW, POWL and LW on compressive strength of PPC is shown in Fig.3.2. It discloses that

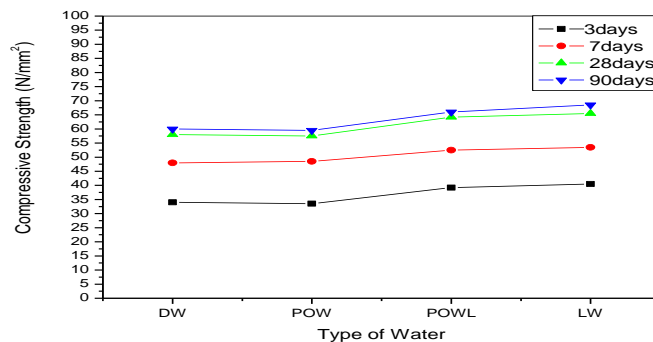


Fig. 3.2 Effect of different waters on compressive strength

3 days compressive strength of DW, POW, POWL and LW are 34, 33.5, 39.2, 40.5 N/mm<sup>2</sup>, Compressive strength of POWL and LW is 15.29%, 19.11% more than that of DW. For 7 days compressive strength of DW, POW, POWL and LW are 48, 48.5, 52.5 and 53.5 N/mm<sup>2</sup>, compressive strength of POWL and LW is 9.37%, 11.45% higher than that of DW. For 28 days compressive strength of DW, POW, POWL and LW are 58, 57.5, 64.2 and 65.5 N/mm<sup>2</sup>, increase in compressive strength of POWL and LW is 10.68%, 12.93% higher than that of DW. For 90 days compressive strength of DW, POW, POWL and LW are 60, 59.5, 66.0 and 68.5 N/mm<sup>2</sup> respectively, increase in compressive strength of POWL and LW is 10.68%, 14.16% higher than that of DW. However, compressive strength of POW at 3, 7, 28, and 90 days is with a little variation same as that of reference specimens made with DW.

### 3. Flexural Strength

Influence of DW, POW, POWL and LW on flexural strength of PPC is shown in Fig.3.3

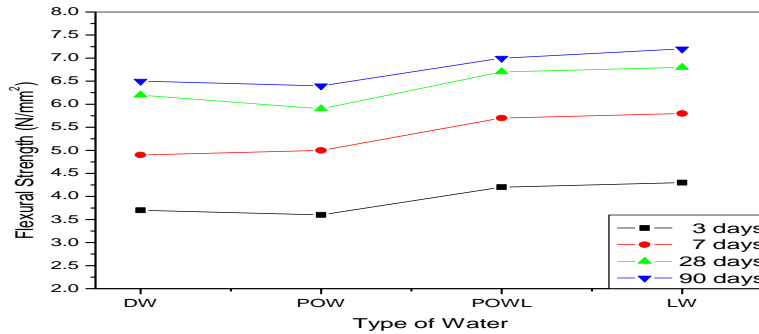


Fig 3.3 Effect different waters on flexural strength

3 days flexural strength of DW, POW, POWL and LW are 3.7, 3.6, 4.2 and 4.3 N/mm<sup>2</sup>, flexural strength of POWL and LW is 13.51%, 16.21% more than the DW. For 7 days flexural strength of DW, POW, POWL and LW are 4.9, 5.0, 5.7 and 5.8 N/mm<sup>2</sup>, flexural strength of POWL and LW is 16.32%, 18.36% higher than that of DW. For 28 days flexural strength of DW, POW, POWL and LW are 6.2, 5.9, 6.7 and 6.8 N/mm<sup>2</sup>, increase in flexural strength of POWL and LW is 8.06%, 9.67% higher than that of DW. For 90 days flexural strength of DW, POW, POWL and LW are 6.5, 6.4, 6.8 and 7.0 N/mm<sup>2</sup> respectively, increase in compressive strength of POWL and LW is 7.14%, 10.76% higher than that of DW. However, flexural strength of POW at 3, 7, 28, and 90 days is with a little variation same as that of DW.

### 4. XRD Analysis

XRD of DW and test sample POLW cured for 28 days is shown in Fig. 3.5. It can be seen that both reference and test samples XRD patterns are almost same. The compounds identified in reference sample (DW) and test sample (POLW) are C<sub>3</sub>S, C<sub>2</sub>S, CSH, and CH. No new compounds are formed, due to lime water, extra C-S-H gel produced, hence, strength is increased.

### 5. Durability

Reference DW and test specimens POW, POWL, LW immersed in 4% concentration of sodium sulphate solution for duration of 180 days, their compressive strength loss is illustrated in Fig 3.4. For the mechanism of sodium sulphate, it attacks calcium hydroxide in cement mortar and formed to calcium sulphate. This calcium sulphate further reacts with aluminium compounds and produced ettringite that increases in volume and instability of cement mortar or concrete. Fig 3.4 disclosed that as immersed age progressed, compressive strength is decreased. But test specimens of LW batter than POWL and POWL batter than POW on sodium sulphate attack.

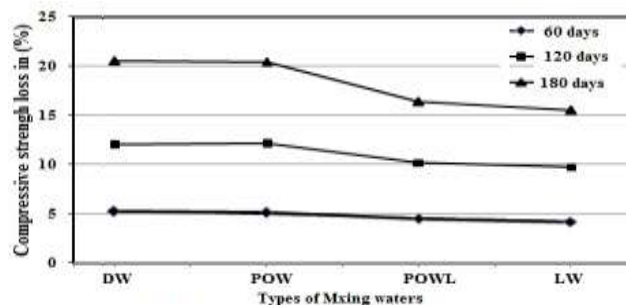


Fig 3.4 Effect of Na<sub>2</sub>SO<sub>4</sub> on durability of PPC mortar

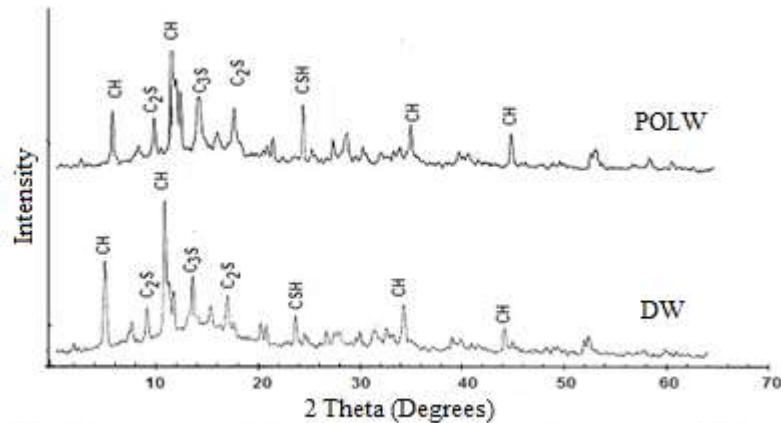


Fig 3.5 patterns of the hydrate PPC powder at age of 28 days

#### IV. CONCLUSION

The following conclusions are drawn on the basis of the results obtained in this paper

- Setting times of POW, POWL and LW is almost same as that of DW.
- Compressive and flexural strengths of POW and DW is almost same
- Compressive and flexural strengths of POWL and LW are significantly higher than that of DW,
- In the XRD analysis, regular compounds  $C_3S$ ,  $C_2S$ , CSH, and CH are appeared.
- Test specimens of POW as same as reference specimens of DW in durability, but test specimens of POWL and LW are better than DW in durability.
- Water treatment plants outlet waters may be recommended to use in cement mortar.

#### V. REFERENCES

- [1] IS 456- 2000. Plain and reinforced concrete-code of practice, New Delhi: Bureau of Indian Standards.
- [2] BS 3148-1980.Method for test for water for making concrete. London: British standard institute.
- [3] ASTM C94 – 1992. Standard specification for ready-mixed concrete, American society for testing and materials, Philadelphia.
- [4] G.E. Troxell, H.E. Dams, J.W. Kelly, Composition properties of concrete 2nd Edition McGraw Hill, Inc. New York, N.J, 1968.
- [5] J.J. Waddell, Concrete construction handbook, 2nd Ed. McGraw Hill, Inc., New York, N.Y, 1974.
- [6] J.H. Tay, WK. Yip, Use of reclaimed water for cement mixing. J. Environ. Engg 1987: 113:5: 1156-60.
- [7] O.Z. Cebeci, A.M. Saatci. Domestic sewage as mixing water in concrete, ACI Material Journal 1989: 86:503 -506.
- [8] O.A. El-Nawawy, S. Ahmed, Use of treated effluent in concrete mixing in an arid climate. Cement Concrete Composites 1991; 13:2:137-41.
- [9] J. Borger, RL. Carrasquillo, DW. Fowler, Use of recycled wash water and returned plastic concrete in the production of fresh concrete. AdvCem Based Mater 1994; 1:267-74
- [10] A.R. Chini, L.C. Muszyasti, P.S. Ellis, Recycling process water in ready-mixed concrete operations. Final report submitted to the Florida Department of Transportation, University of Florida, Gainesville, February 1999:134.
- [11] Su. Nan, Wu. Yeong-Hwa, Mar. Chung-Yo, Effect of magnetic water on engineering properties of concrete containing granulated blast furnace slag, Cement and Concrete Research, 2000:599-605
- [12] Nan Su, buquan Miao, Fu-Shung Liu, Effect of wash water and underground water on properties of concrete, cement concrete research 2002: 32:777-782.
- [13] Ibrahim Al-Ghusain, Mohammad J Terro, Use of treated wastewater for concrete mixing in Kuwait, Kuwait J. Sci. Engg 2003: 30:1: 213–227.
- [14] AS. Al-Harthy, R. Taha, J. Abu-Ashour, K. Al-jabri, S. Al-Oraimi, Effect of water quality on the strength of flowable fill mixtures, Cement and concrete Composites 2005: 27; 33-39.
- [15] B. Chatveera, P. Lertwattanaruk, N. Makul, Effect of sludge water from ready -mix concrete plant on properties and durability of concrete. Cement and concrete composites 2006: 28:441-450.



- [16] I.V. Ramana Reddy, N.R.S Prasad Reddy, G. Reddy Babu, B. Kotaiah and P. Chiranjeevi, Effect of biological contaminated water on cement mortar properties, *The Indian Concrete Journal* 2006: 80:13-19.
- [17] AASHTO T 26-79. Standard method of test for quality of water to be used in concrete.
- [18] J.H. Tay, W.K. Yip, Use of reclaimed water for cement mixing. *J. Environ. Engg* 1987: 113:5: 1156-60.
- [19] G.R. White, *Concrete technology*, Von Nostrand Reinhold, New York, N.Y 1977.
- [20] AS 1379, Specification and supply of concrete Standards Australia, 2007
- [21] NZS 3121, Specification for Water and Aggregate for Concrete, New Zealand Standards 2002
- [22] A.M. Neville, *Properties of concrete*, fourth ed., Longman Group, England, 1995:182-184.
- [23] H.H. Steinour, Concrete mix water –how impure can it be? *J.PCA Res.Dev.Lab.* 1960:2:3: 32-50
- [24] Construction Industry Research and Information Association, *The CIRIA Guide to Concrete Construction in the Gulf Region*, CIRIA, London, 1984
- [25] S. Mindess, J.F. Young. *Concrete*. Prentice Hall, New Jersey, 1981.
- [26] SANS 51008, Mixing water for concrete, South African National Standards 2006
- [27] D.A. Abrams, In *Experimental Studies of Concrete*; Structural Materials Research Laboratory, Lewis Institute: Chicago 1925.
- [28] A.M. Neville, *Properties of Concrete* 3rd Ed., Pitman, London, 1981.
- [29] M. Fintel, *Handbook of concrete Engineering*. 2nd Edition, Van Nostrand Reinhold Co., New York, p.179.
- [30] I. Soroka, *Portland cement paste and concrete*. 2nd Ed., MacMillan press, London, England 1979.
- [31] 1008, Mixing water for concrete. Specification for sampling, testing and assessing the suitability of water, including water recovered from processes in the concrete industry, as mixing water for concrete, 2002.
- [32] F.K. Kong, R.H. Evans, E. Cohen, F. Roll, *Handbook of structural concrete*. Pitman Advanced Publishing programme, London, 1983.
- [33] R. Taha, A S. Al-Harthy, K.S. Al-Jabri, Use of production and brackish water in concrete. *Proceedings International Engineering Conference on Hot Arid Regions (IECHAR)*, Al-Ahsa, Kingdom of Saudi Arabia, 2010: 127-132.
- [34] Chinese Institute of Civil and Hydraulic Engineering, *Construction Codes of Concrete Engineering*, Science and Tech. Pub., Taipei, 1999.
- [35] J J Waddell, *Practical Quality Control for Concrete*, McGraw-Hill Book Co., New York, 1962:396
- [36] *Standard Methods for the Examination of Water and Wastewater*: APHA, AWWA, WEF, Washington, Dc, USA. 1998.
- [37] T. Knudsen, Quantitative analysis of the compound composition of cement and cement clinker by X-ray diffraction, *American ceramic society bulletin*, 1976, Vol. 55, No.12, Pp. 1052-1055.
- [38] Al-Amoudi OSB, Rasheeduzzafar, Maslehuddin M. and Abduljawad S.N., Influence of chloride ions on sulphate deterioration in plain and blended cements, *Mag Concr.Res*, 1994, Vol. 46, No.167, PP.113-123.
- [39] Al-Amoudi OSB, Abduljawad S.N, Rasheeduzzafar. And Maslehuddin M., effect of chloride and sulphate contamination in soils on corrosion of steel and concrete, *Transport Res Rec*, 1992, Vol. 1345, PP. 67-73

#### CITE AN ARTICLE

**Babu, G. R. (2017). DURABILITY OF MORTAR MADE WITH OUTLET WATER OF WATER TREATMENT PLANTS WITH LIME .INTERNATIONAL JOURNAL OF ENGINEERING SCIENCES & RESEARCH TECHNOLOGY, 6(10), 32-38.**